

III. *The Figure of the Mustela fossilis; communicated from Dr. Gronovius at Leyden to Mr. Peter Collinson, F. R. S.*

Read March 12. 1746-7. **M**USTELA fossilis, sive Cobites cœrulescens, lineis quinque nigris longitudinalibus. Artcd. Ichthyol. gen. xi. 3. \*. Vide TAB. II. Fig. 1.

This Fish was kept alive in a Jar of Water a Year wanting 9 Days, without changing the Water, and without any other Food than what the Water afforded. They dig them out of the Sands near *Wesel* in *Holland*.

IV. *Some Observations on the Belluga-Stone, by Mr. Peter Collinson, F. R. S.*

Read March 12. 1746-7. **T**HESSE Stones of the *Belluga* were collected by Dr. *Cook* at *Astracan*, and sent to Dr. *Sanches* at *Petersburgh*, by whose Favour they came to me. I have applied to those Gentlemen to satisfy my Inquiries about them, and the Accounts they have communicated, with my own Observations, are as follows:

The *Calculus* of the *Belluga* is found of various Shapes and Sizes; it is mostly of a flatted oval Figure,

\* Willoughby, *Hist. Pisc.* p. 124. TAB. G, 3, 4. Raii *Syn. Pisc.* p. 69.

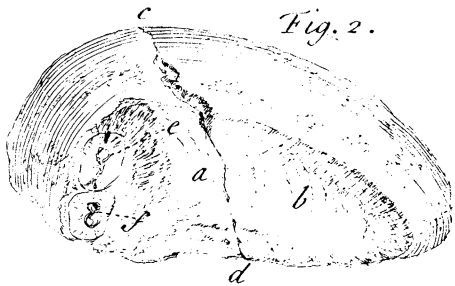


Fig. 2.




Fig. 5.

p. 454.

p. 454.

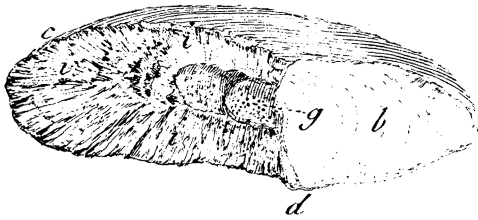


Fig. 3.

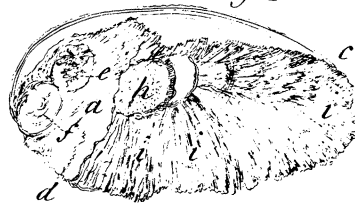


Fig. 4.

Fig. 1. p. 451.





Fig. 8. p. 456.



rans. N<sup>o</sup> 483. TAB. II.

Fig. 6.

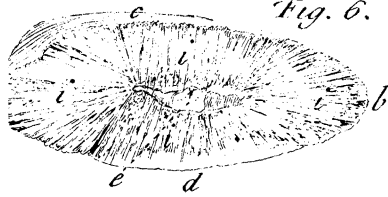

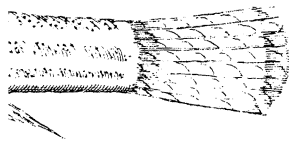


Fig. 7.



J. Mynde. f.



p. 454.

p. 454.



Fig. 1. p. 451.



Fig. 8. p. 456.

